


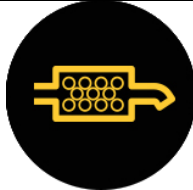





















RYDA

What is your car trying to tell you?

Extending your RYDA road skills

ANSWER SHEET

 <p>Battery/alternator warning</p>	 <p>Automatic gearbox warning</p>	 <p>Ignition switch warning</p>	 <p>Particulate filter clogged/warning</p>
 <p>Blind spot detection</p>	 <p>Brake pad warning</p>	 <p>Faulty airbag indicator</p>	 <p>Wiper fluid low</p>
 <p>Offroad driving mode activated</p>	 <p>Driver fatigue alert</p>	 <p>Exterior light fault</p>	 <p>Engine/emissions warning</p>
 <p>Oil pressure low</p>	 <p>Tyre pressure low</p>	 <p>Press clutch pedal</p>	 <p>Stability control off</p>
 <p>Cruise control on</p>	 <p>Temperature warning</p>	 <p>Rain and light sensor</p>	 <p>Power steering warning light</p>
 <p>Suspension dampers (shock absorbers)</p>	 <p>Check towing/trailor hitch</p>	 <p>Key fob battery low</p>	